



Welcome to the holiday home!

Kronvildtvej 20, 9460 Brovst



Season 2025

Remember to read the water and electricity meter on arrival and on departure.

Please leave the spa with water over the jets if it has been in use.

Contents

| | |
|--|----|
| Welcome | 2 |
| Who are we? | 2 |
| Feedback, contact and social media. | 2 |
| Guestbook..... | 2 |
| About the house | 3 |
| Area map..... | 4 |
| Useful contacts..... | 4 |
| Television..... | 5 |
| Smart TV..... | 5 |
| IP TV | 5 |
| Satellite | 5 |
| DVD | 5 |
| Bluetooth speaker | 6 |
| WiFi | 6 |
| Charger for electric car (type 2 plug) | 6 |
| Heating and air conditioning..... | 7 |
| Sauna..... | 8 |
| Hot tub | 10 |
| Operation of the hot tub..... | 10 |
| Garbage sorting..... | 11 |
| Playground | 12 |
| Work out | 12 |
| Outdoor training | 12 |
| Skateboard ramp / scooter track | 12 |
| 4 Running routes in the immediate area | 13 |
| Bicycle rental..... | 14 |
| Mountain bike (MTB) | 14 |
| Cycle routes..... | 14 |
| Grocery shopping..... | 15 |
| Free admission to the water park | 16 |
| Tour suggestions | 16 |



Welcome

A warm welcome to Kronvildtvej 20. Thank you for choosing our holiday home for your vacation. We hope you have a wonderful stay!

Who are we?

Our names are Anna & Kasper, and together we have a son Victor. We live here in North Jutland and are your hosts. The grandparents help us look after the house, so that it is always ready for guests like you, so if there is a light bulb that goes out, it may be granddaddy who comes by and changes it. You could say it's a family project.

We bought the house because there is room for the whole family and because we fell in love with the location. The family's children love the many activities in the large common area, and each generation has its very own favourite place in the area.


We have decorated the house as we ourselves like it. We hope that you find the interior cozy and the furniture useful.

Feedback, contact and social media.

We rent out the house via an agency, but we really appreciate personal feedback and are happy to interact by e-mail regarding large and small matters: info@GoWest.dk.

We collect happy and satisfied guests. Please contact us if there is something you are missing or something we can do better.

You can also find us on Google, Facebook, Instagram and at www.GoWest.dk



@GOWEST.DK

Guestbook

We greatly appreciate the guests who take the time to share their good experiences with us in the guest book.

Maybe we'll hear from you too?

About the house




9

1. In cupboard: Iron, baby chair, baby bed. Behind door: ironing board
2. In closet: Books and games
3. Smoke alarm and carbon monoxide alarm
4. Sauna: Drying rack and floor mop
5. Shed: Fuse board, barbecue, garden cushions, outdoor toys, parasol, fire extinguisher, fire blanket and vacuum cleaner. The code for the padlock is posted on the wall inside the house by the entrance door.
6. In cupboard under sink: fire extinguisher, fire blanket, bucket, trash bins for garbage sorting. On the wall: Wi-Fi password, code for the padlock on the shed and water meter.
7. Gable: Electricity meter and charging stand for electric car (type 2 plug)
8. Outdoor ashtray. Smoking and e-cigarettes are not allowed inside the house.
9. In driveway: recycling containers.

Area map



 The holiday home

1. Frisbee golf
2. Glass recycling container
3. Soccer golf
4. Grill house + beach volleyball
5. Defibrillator / AED
6. Multi-field (soccer, basketball, hockey, etc.) + grass football field
7. Playground
8. Outdoor training equipment
9. Mini golf

Useful contacts

Taxi **(+45) 70 10 20 30**

Brovst medical clinic (0800-1600): **(+45) 79 30 40 80**
(www.laegerneibrovst.dk / Sygehusvej 6B, 9460 Brovst)

Hospital doctor (24/7): **(+45) 70 15 03 00**
(It is the medical staff on this hotline who refer you to the emergency room if needed).

Falck Road Assistance **(+45) 70 10 20 31**

Police: **114** (non-urgent police assistance, e.g. report theft)

Emergency number: **112** (all emergency situations: police, fire and ambulance)

Feriepartner emergency number (open 9.00-22.00): **(+45) 89 88 09 85** or **(+49) 40 35674567**

Homeowners: Anna & Kasper: **info@gowest.dk**

Television

The television is a LG smart TV with many options:

- Screen mirroring e.g. from your phone or iPad (casting / airplay)
- Streaming via apps + IP TV
- International satellite channels
- DVD player
- Playstation 5

Smart TV



The following apps are free:

- LG channels (digital IP TV channels)
- DR, YouTube and Pluto TV (+70 channels)

The following apps are available and may be used with your personal log-in¹:


- TV2 Play
- Netflix
- Disney+
- Primevideo
- Rakuten TV
- AppleTV
- HBO Max
- And many more!

IP TV


- Turn on the TV.
- Select  
- Select "LG Channels" on the screen (about 300 free channels)

Satellite

About 420 satellite channels, most are TV, and some are radio.

- Turn on the TV.
- Select 
- Select "Live TV. Satellite" on the screen²

DVD

- Turn on the DVD player.
- Turn on the TV.
- Select 
- Select "HDMI 1" on the screen (use the remote control)
- Pres play on the DVD player.





¹ Provides you have a personal subscription with the respective streaming app.

² If it doesn't work, maybe "cable" or "antenna" has been selected in the settings. It must be "satellite" to give you the satellite channels.

PlayStation 5

Before use:

- Turn on the PlayStation 5 via the PS button on the controller
- Turn on the TV.
- Select  
- Select HDMI 2 on the television (TV Remote control)
- Log in via:
 - your personal account,
 - Quick Play, or:
 - "Guest GoWest".

After use:

- Turn off PlayStation or put it into pause mode after use.
- The power must not be disconnected before the PlayStation 5 is properly switched off.



PS button: ON



WiFi

Wi-Fi name: GoWest.dk


Password: posted on the wall in the utility room by the main door.

Bluetooth speaker








- Connect the power cable.
- Press the speaker button.
- Connect the speaker (ENEBY 2.0) to your device with Bluetooth.
- Press play on your device.
- Adjust the volume on your device and via the button on the speaker.



Charger for electric car (type 2 plug)

1. Start charging:
 - Unwind the charging cable fully from around the charging station.
 - Remove the cap from the charging cable then connect the charging cable to your vehicle.
 - Start charging by placing the key fob in front of the  symbol on the charging station. The key fob sits together with the house key.
2. Your vehicle is charging.
3. Stop charging:
 - If you use a charge card or key fob, hold it in front of the reader on the station to stop charging.
 - Disconnect the charging cable from your vehicle.
 - Install the cap on the charging cable, then wind the charging cable around the station. Make sure the plug does not touch the ground when stowed.

LED ring status indication

| LED-ring color | What it means | What to do |
|---|---|---|
|  LED ring off or green. | The station is in standby mode, ready for use. | <ul style="list-style-type: none"> • Connect the charging cable to your vehicle. • Start charging, for example using a charge card or key fob. |
|  LED ring flashing green. | The charge card or key fob is being authorized. | <ul style="list-style-type: none"> • Wait until the LED ring shows blue. |
|  LED ring blue. | The charging station is charging the vehicle | <ul style="list-style-type: none"> • Let the vehicle charge. • You can stop charging at any time. |
|  LED ring yellow. | The vehicle is fully charged. | <ul style="list-style-type: none"> • Stop charging using the same authorization method used to start charging (for example, charge card or key fob). • Disconnect the charging cable from your vehicle. |
|  LED ring flashing yellow | Charging session is in queue. | <ul style="list-style-type: none"> • Wait. When power becomes available, charging will start or resume and the LED ring will be blue. • You can stop charging at any time. |
|  LED ring red. | An error has occurred. | <ul style="list-style-type: none"> • Never try to fix errors yourself. • Contact info@GoWest.dk |
|  LED ring flashing purple. | The station is in pairing mode. | <ul style="list-style-type: none"> • Only relevant during installation. |

Heating and air conditioning

There is electric floor heating in both bathrooms.

The other rooms are equipped with electric radiators.

The heat pump is installed in the living room and is operated by remote control. The heat pump can be in the following "modes":

- Heat
- Air circulation
- Cooling (air conditioning)

The heat pump is the most economical way to heat the holiday home.



Covering an electric radiator is associated with a fire hazard. Avoid drying clothes directly on an electric radiator and be aware of bed linen or other things that can fall over a switched-on electric radiator.

Sauna



Never cover the sauna heater and avoid pouring water on the heater. This is a dry sauna. Direct water on the heater can cause it to burst and thus be destroyed.

Please always use a towel when sitting or lying down in the sauna.

The sauna is operated with timer (left).

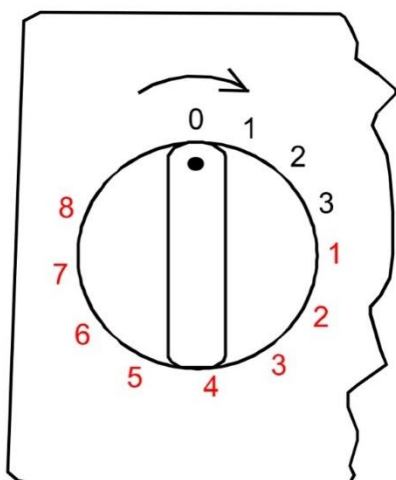
0 = Off

1,2,3 = switched on in resp. 1, 2 or 3 hours.

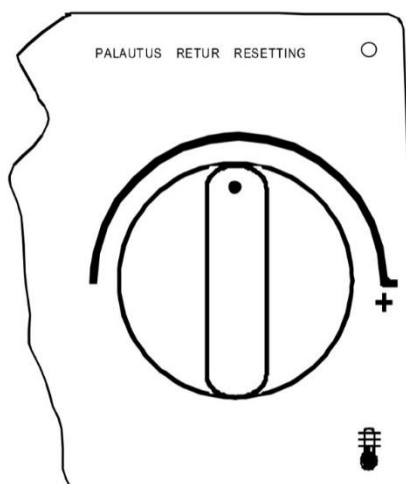
The next 1-8 = 1-8 hours delayed start.

After use: set the timer to 0 to switch off the sauna.

The thermostat (on the right) controls the temperature.



Timer



Thermostat

Hot tub

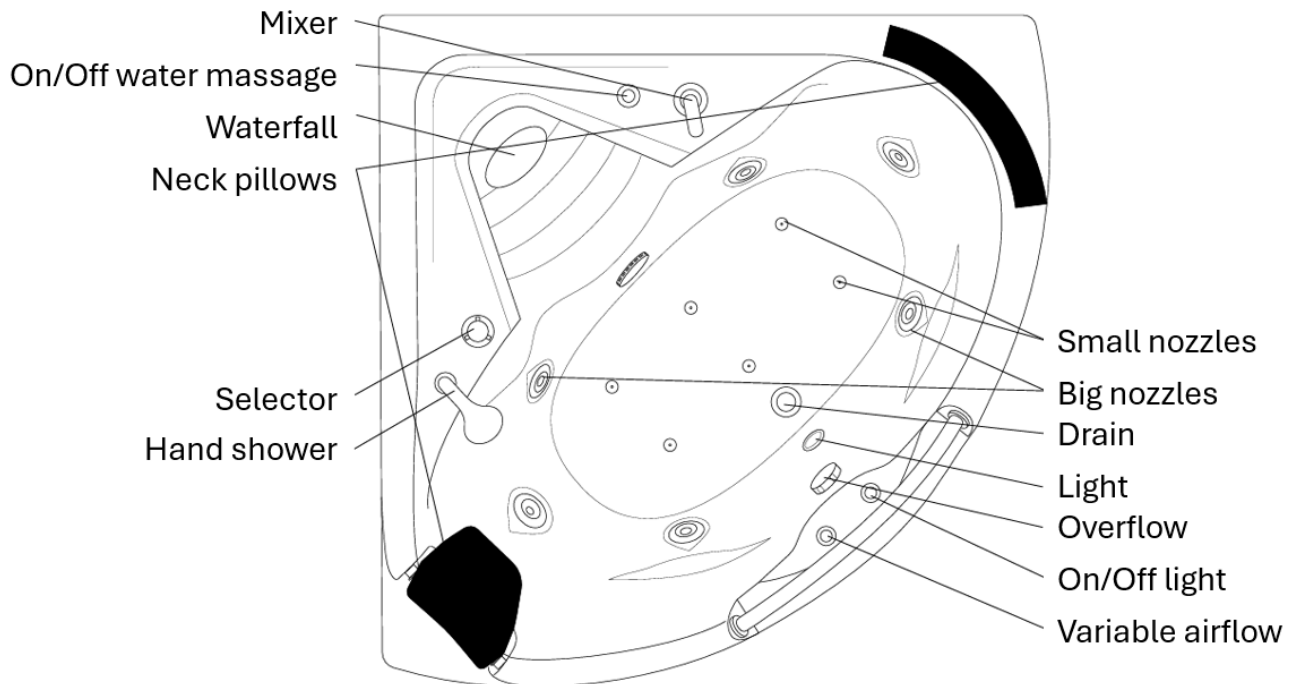
A person who uses the hot tub without first washing with soap pollutes 200 times more than a washed person. It is therefore strongly recommended that you take a shower before using the hot tub.

The hot tub is professionally cleaned after each rental. Special products are used for cleaning, and this ensures a good and clean experience for everyone.

Soaking after use ensures that dead skin cells, bacteria etc. does not dry out and settle in nozzles, pipes and pumps. Therefore, please always leave the spa with the bath water in it after use or expect to be charged an additional 1 m3 of water for extra cleaning after departure.

Operation of the hot tub

- Fill the hot tub with hot water from the tap.
- The temperature is maintained via the built-in 3kW heater when the water massage is switched on.
- Add one spa tablet per person for optimal hygiene.
- The spa water can be reused the next day if you add 1 extra spa tablet.



Garbage sorting

Most of your garbage can be sorted in the recycling containers in the driveway (see the map on page 3). All other waste can be handed in at the recycling centre: Terndrupvej 77, 9460 Brovst.

Lack of sorting results in a 500kr handling fee.

GLAS ALTGLAS / GLASS



GLASS

Empty jars and bottles can be taken to the recycling centre or to the local bottle container (see the map on page 4)

BATTERIER OG SMÅT ELEKTRONIK

ALTBATTERIEN UND ELEKTRO KLEINGERÄTE
BATTERIES AND SMALL ELECTRONICS



BATTERIES AND SMALL ELECTRONICS

Batteries and small electronics can be handed in at the recycling centre or placed in a transparent plastic bag (maximum 4 liter) on top of one of the recycling containers.

PAPIR OG PAP

ALTPAPIER UND ALTPAPPE / PAPER AND CARDBOARD



PAPER AND CARDBOARD

Paper and small pieces of cardboard must be dry, clean and free from leftover food. Fold cardboard boxes to make the most of the space in the recycling container.

PLAST, METAL OG MAD- OG DRILLEKARTONER

ALTKUNSTSTOFFE, ALTMETALL UND SPEISE- UND GETRÄNKEKARTONS
PLASTICS, METAL AND FOOD AND BEVERAGE CARTONS



PLASTICS, METAL AND FOOD AND BEVERAGE CARTONS

Empty the containers from the packaging and flatten before placing them loosely in the recycling container.

MADAFFALD

LEBENSMITTELABFÄLLE / FOOD WASTE



FOOD WASTE

Food waste should always be placed in a plastic bag. Tie a knot on the bag and carefully place it in the recycling container.

TEKSTILAFFALD

ALTTEXTILIER / TEXTILE WASTE



TEXTILE WASTE

Textile waste is waste. These are textiles that no one else can benefit from. Take usable clothes to second-hand shops or recycling centres.

FARLIGT AFFALD

SONDERMÜLL UND SCHADSTOFFE / HAZARDOUS WASTE



HAZARDOUS WASTE

Hazardous waste must always be taken to the recycling centre. Preferably in the original packaging.

RETAFFALD

RESTMÜLL / RESIDUAL WASTE



RESIDUAL WASTE

Residual waste is what you have left when everything else has been sorted. Dusty, wet and unhygienic residual waste must always be placed in a plastic bag.

You can read more about the handling of garbage, and see the official guidance material on:

www.GoWest.dk

Playground



There are good opportunities to play in the common area. Refer to the map on page 4.

There is also a nice playground in the forest near Brovst: Strandvejen 37, 9460 Brovst (2.6 km / 4 min by car)

Work out

Outdoor training

Refer to the map on page 4.

Skateboard ramp / scooter track

There is a smaller ramp area at:

Dagli'Brugsen (3.1 km / 5 minutes by car)

Tranhøj 4

9460 Brovst

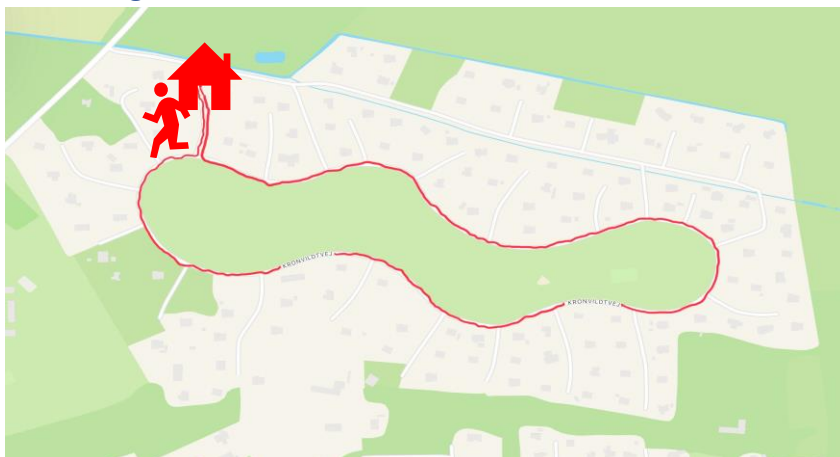
A larger and really cool ramp can be found behind:

Sport & Culture Center Brovst (8.9 km / 11 minutes by car)

Damengvej 2

9460 Brovst

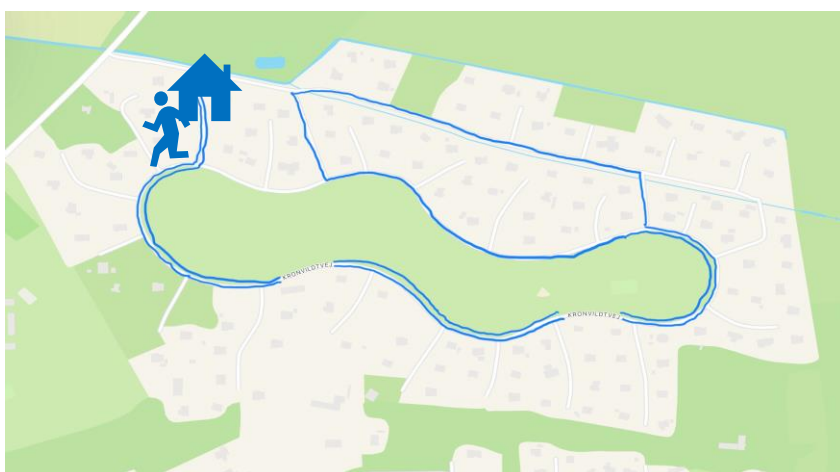
4 Running routes in the immediate area



Red route: approx. 1.9 km (around the common area)



Black route: approx. 2.2 km (a small detour)



Blue route: approx. 3.5 km (around the common area and back again)

If you want to be challenged further, you can consider running back and forth to Tranum Beach via the beach road (Strandvejen). Then you get 10 km in your legs in total, and the opportunity to buy a good ice cream halfway when you reach the beach.

Bicycle rental

Tranum Klit Camping (6 min by car)

www.tranumklitcamping.dk/cykeludlejning/

Mountain bike (MTB)



Ride your mountain bike in the forest at:

- Strandvejen 37, 9460 Brovst (2.6 km / 4 min by car)
The area also contains a forest playground where the children can enjoy themselves.
- Sletteåvej 40, 9690 Fjerritslev (8.1 km / 9 minutes by car)
The area also contains a bonfire cabin and a nice obstacle course.
- Or grab the bike from the holiday home via the beach road (Strandvejen) down to the beach. It is 5 km each way, and the trip over the heath is really nice.

Cycle routes

- The Nature Agency's routes:
<https://naturstyrelsen.dk/aktiviteter-i-naturen/cykling-loeb-og-fitness/mountainbike#spir>
- Visit Jammerbugten's routes:
<https://www.visitjammerbugten.dk/jammerbugten/inspiration/cykelferie/cykelruter-og-kort>
- Visit the Northwest Coast's routes:
<https://www.visitnordvestkysten.dk/nordvestkysten/inspiration/paa-cykeltur-ved-nordvestkysten>

Grocery shopping

Dagli'Brugsen (3.1 km / 5 minutes by car)

Tranhøj 4
9460 Brovst

Coop365 Discount (9km / 11 minutes by car)

Toftevej 18
9460 Brovst

Rema1000 (9.7 km / 12 minutes by car)

Østergade 56
9460 Brovst

Dagli' Brugsen (11 km / 13 minutes by car)

Poststraet 7
9460 Brovst

Matas (9.8 km / 13 minutes by car)

Ahornvej 24
9460 Brovst

Local restaurants

V-Hav (4.9 km / 7 minutes by car)

Strandvejen 151
9460 Brovst

Vestvendt (4.9 km / 7 minutes by car)

Strandvejen 150
9460 Brovst

Svinkløv Badehotel (10 km / 13 minutes by car)

Svinkløvvej 593
9690 Fjerritslev




Our favourite restaurant is Svinkløv Badehotel. It is a bit expensive, but it is very delicious!

Admission to the water park

The admission to Danland is prepaid for all guests of the holiday house when the house is booked via Feriepartner. Just show the house key ring at the entrance.

Høkervej 5, 9492 Blokhus (22 km / 21 minutes by car)



Tour suggestions



We are fond of the local area, but if you want to explore more, we can recommend:

- Tranum klitplantage (1,5 km / 5 minutes by car)
- Fosdal plantation (4,4 km / 6 minutes by car)
- Tranum beach (5 km / 7 minutes by car)
- The nudist beach: Ejstrup strand (5 km / 8 minutes by car)
- Slette beach with costal fishing (8,4 km / 10 minutes by car)
- Blokhus city, beach and water park (20 km / 21 minutes by car)
- Fårup Sommerland (24 km / 26 minutes by car)
- Løgstør Bredning game reserve (30 km / 26 minutes by car)
- Torup beach with active coastal fishing (28 km / 28 minutes by car)
- Løgstør city and port (29 km / 30 minutes by car)
- Rugbjergknode lighthouse (52 km / 50 minutes by car)
- Hanstholm Bunker Museum (Denmark's largest bunker museum), Hanstholm smokehouse and Hanstholm lighthouse (64 km / 51 minutes by car)

See also the different flyers and brochure in the holiday home.